



Всеукраїнська
Асоціація
виробників
Автоклавного
Газобетону

Annual report 2015

**Ukrainian Autoclaved Aerated Concrete
Producers Association (VAAG)**

▶ Kyiv – 11.02.2016



Всеукраїнська
Асоціація
виробників
Автоклавного
Газобетону

The geographical location of concrete plants in Ukraine





Всеукраїнська
Асоціація
виробників
Автоклавного
Газобетону

Characteristics of manufacturing lines AAC producers

| Enterprise | Equipment | Location | Maximum capacity | |
|--|--|------------------------------------|---------------------|-------------------------------|
| | | | m ³ /day | thousand m ³ /year |
| Aeroc | WEHRHAHN (Obukhiv) Universal-60 (Obukhiv) HESS (Berezan) | Berezan and Obukhiv Kyiv region | 3 200 | 960 |
| Orientir-Budelement (TM "Stonelight") | Hetten (rebuilt equipment) | Brovary, Kyiv region | 3 600 | 1 100 |
| UDK Gazbeton | Masa-Henke | Dnepropetrovsk | 1 500 | 420 |
| Energy Product | Durocs | Nova Kahovka, Kherson region | 1 300 | 380 |
| Jupiter (TM "JU-TON") | WKB Systems | Voznesensk, Mykolayiv region | 800 | 250 |
| TBK Kherson | Wuxi Mettle (China) | Kherson | 400 | 120 |
| Budtekhnologiya-N | Universal-60 (2 lines) | Kupyansk, Kharkiv region | 600 | 200 |
| Corporation HSM | Hetten | Kharkiv | 600 | 200 |
| Autocraft | Ukrainian equipment (InterBudMat) | Bershad, Vinnytsya region | 250 | 80 |
| Zhytomyr factory of silicate products JSC | Universal-60 WEHRHAHN | Zhytomyr | 250 | 80 |
| Dnipropetrovsk FBM | Extra block | Dnepropetrovsk | 150 | 50 |
| Silikatobeton | China | Sumy | 300 | 100 |
| Teplobud-Siverschina | USSR | Chernihiv | 20 | 5 |
| Total: | | | 12 970 | 3 945 |



Всеукраїнська
Асоціація
виробників
Автоклавного
Газобетону

Statistics production and sale of aerated concrete in Ukraine in 2015

| Enterprise | maximum daily capacity, m ³ | production capacity, thousand m ³ /year | sales in 2015 thousand m ³ /year |
|---|--|--|---|
| Teplobud-Siverschina, Chernihiv | 20 | 5 | 4 |
| Silikatobeton, Sumy | 300 | 100 | 0 |
| TBK, Kherson | 400 | 120 | 15 |
| Kupyanskiy Silicate Plant, Kupyansk | 600 | 200 | 54 |
| Zhytomyr factory of silicate products JSC | 250 | 80 | 42 |
| Dnipropetrovsk FBM | 150 | 50 | 20 |
| Kharkov Building Materials Corporation | 600 | 200 | 144 |
| Autokraft, Bershad | 250 | 80 | 0 |
| JU-TON, Voznesensk | 800 | 250 | 150 |
| Aeroc (2 plants) | 3200 | 960 | 926 |
| UDK Gazbeton, Dnipropetrovsk | 1500 | 420 | 323 |
| Orientir-Budelement, Kyiv region | 3600 | 1100 | 1 137 |
| Energy Product, Kherson region | 1300 | 380 | 331 |
| TOTAL | 12970 | 3945 | 3146 |



Всеукраїнська
Асоціація
виробників
Автоклавного
Газобетону

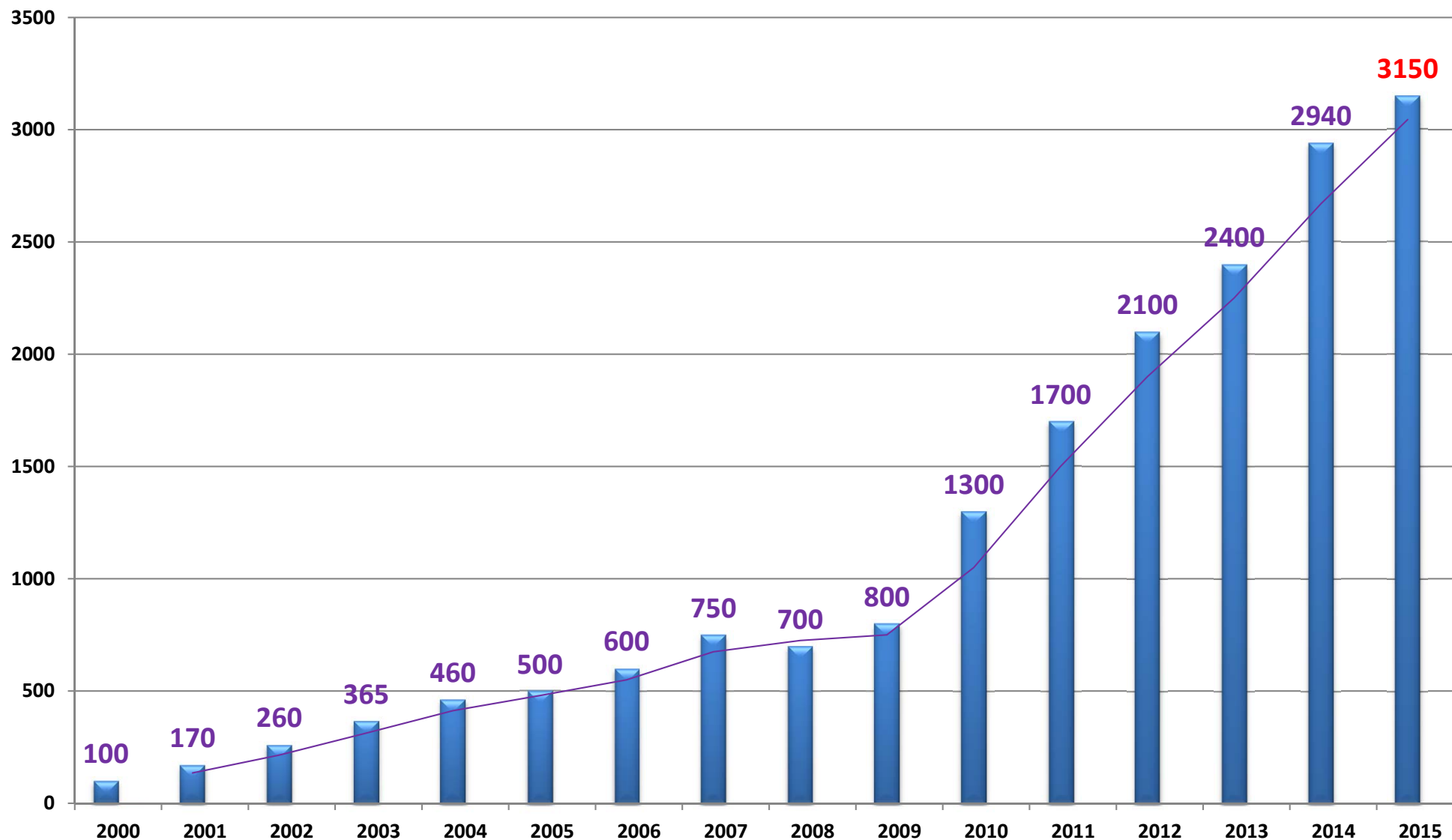
Dynamic of production and sales of aerated concrete in Ukraine 2014-2015

| Enterprise | production capacity, thousand m ³ /year 2014 | production capacity, thousand m ³ /year 2015 | changing % | sales in 2014 thousand m ³ /year | sales in 2015 thousand m ³ /year | changing % |
|---------------------------|---|---|------------|---|---|------------|
| Teplobud-Siverschina | 0 | 5 | - | 0 | 4 | - |
| Silikatobeton, Sumy | 100 | 100 | 0 | 0 | 0 | - |
| TBK, Kherson | 120 | 120 | 0 | 40 | 15 | -65% |
| Kupyanskiy Silicate Plant | 200 | 200 | 0 | 110 | 54 | -50% |
| Zhytomyr factory JSC | 80 | 80 | 0 | 48 | 42 | -12% |
| Dnepropetrovsk FBM | 50 | 50 | 0 | 20 | 20 | 0 |
| Kharkov BMC | 150 | 200 | +33% | 70 | 144 | +105% |
| Autokraft, Bershad | 80 | 80 | 0 | 0 | 0 | - |
| JU-TON, Voznesensk | 250 | 250 | 0 | 180 | 150 | -17% |
| Aeroc | 960 | 960 | 0 | 965 | 926 | -4% |
| UDK , Dnipropetrovsk | 420 | 420 | 0 | 385 | 323 | -16% |
| Orientir-Budelement, Kyiv | 940 | 1100 | +17% | 815 | 1137 | +40% |
| Energy Product, Kherson | 380 | 380 | 0 | 330 | 331 | 0 |
| TOTAL | 3730 | 3945 | +6% | 2963 | 3146 | +6% |



Всеукраїнська
Асоціація
виробників
Автоклавного
Газобетону

Sales of autoclaved aerated concrete in Ukraine 2000-2015 thousand m³ /year

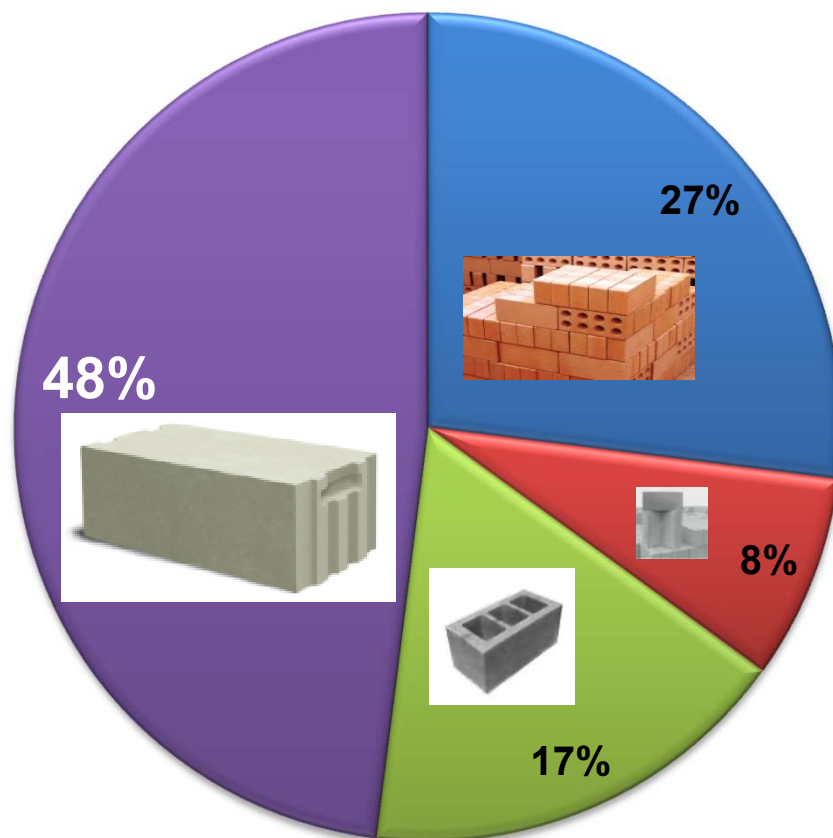




Всеукраїнська
Асоціація
виробників
Автоклавного
Газобетону

The market share of wall materials in Ukraine by type in 2015

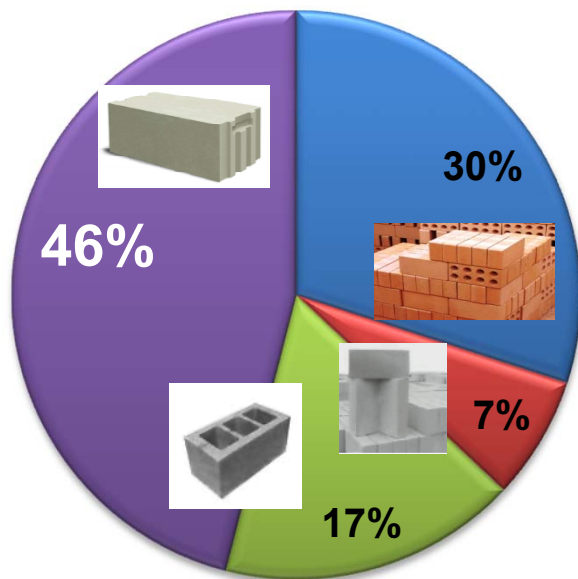
- Ceramic bricks 1,8 million m³
- Silicate bricks 0,5 million m³
- Concrete blocks 1,1 million m³
- Autoclaved aerated concrete 3,1 million m³



Comparing market share of wall materials in 2014 - 2015

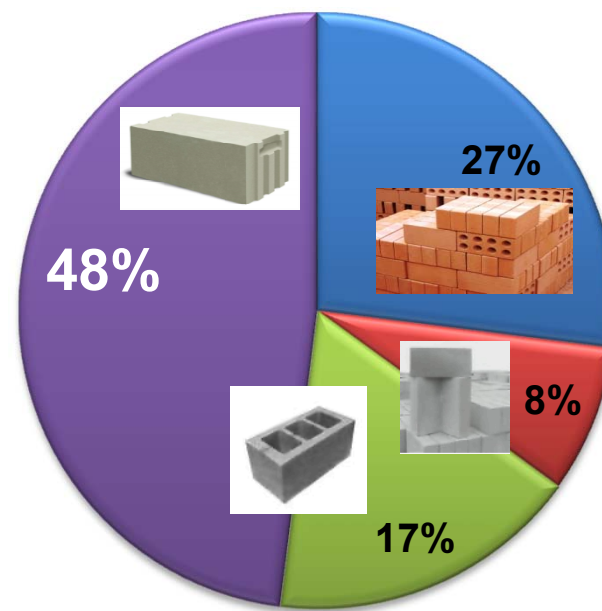
2014

- Ceramic bricks 1,9 million m3
- Silicate bricks 0,45 million m3
- Concrete blocks 1,1 million m3
- Autoclaved aerated concrete 2,9 million m3



2015

- Ceramic bricks 1,8 million m3
- Silicate bricks 0,5 million m3
- Concrete blocks 1,1 million m3
- Autoclaved aerated concrete 3,1 million m3



AAC growing share of the construction market of Ukraine for 2015 is 2%



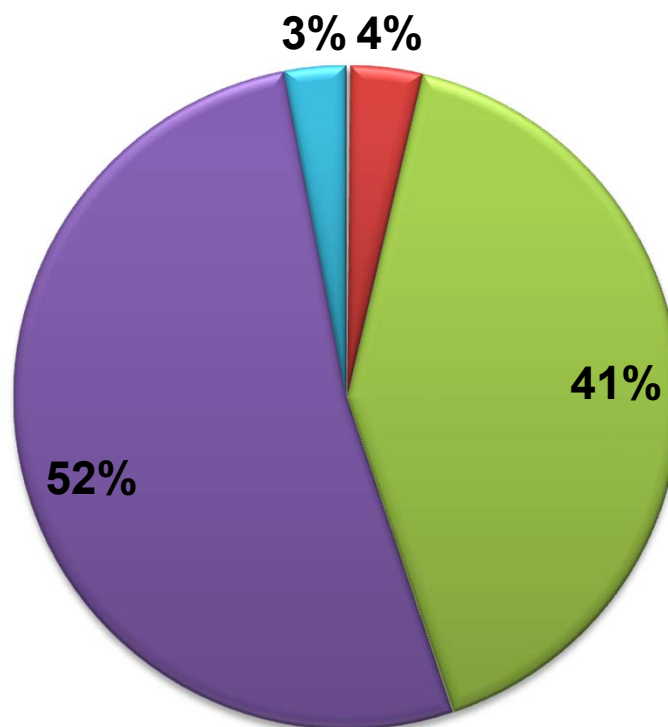
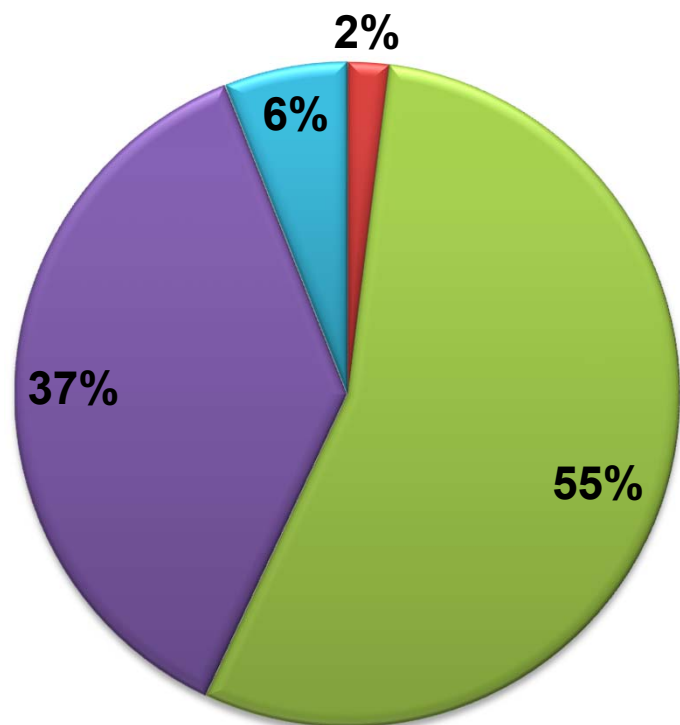
Всеукраїнська
Асоціація
виробників
Автоклавного
Газобетону





Comparing market share of aerated concrete blocks for grade of concrete medium density in 2014 - 2015

2014

UKRAINE

2015



-  **D300**
-  **D400**
-  **D500**
-  **D600**

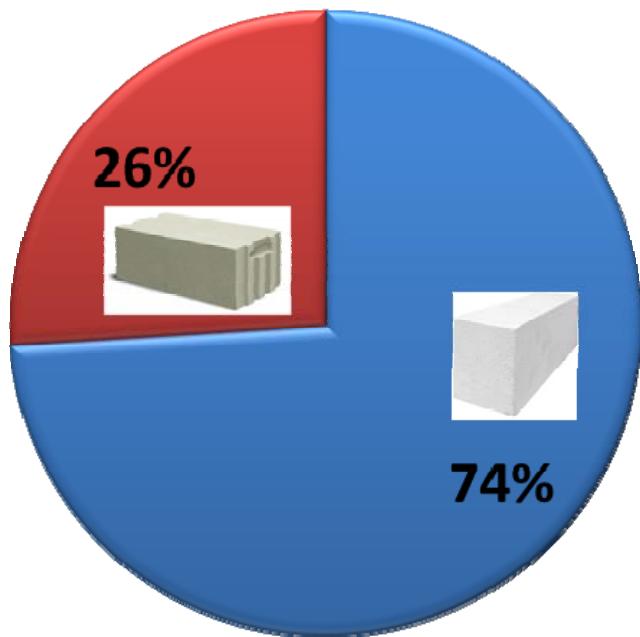


Всеукраїнська
Асоціація
виробників
Автоклавного
Газобетону

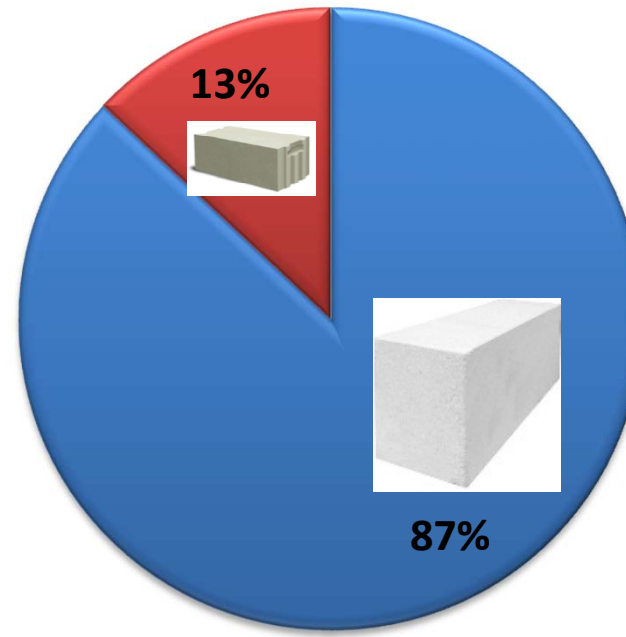
Comparison of market share of smooth and tongue&groove blocks of aerated concrete in 2014 – 2015

UKRAINE


2014



2015



■ Smooth blocks



■ Tongue and groove blocks





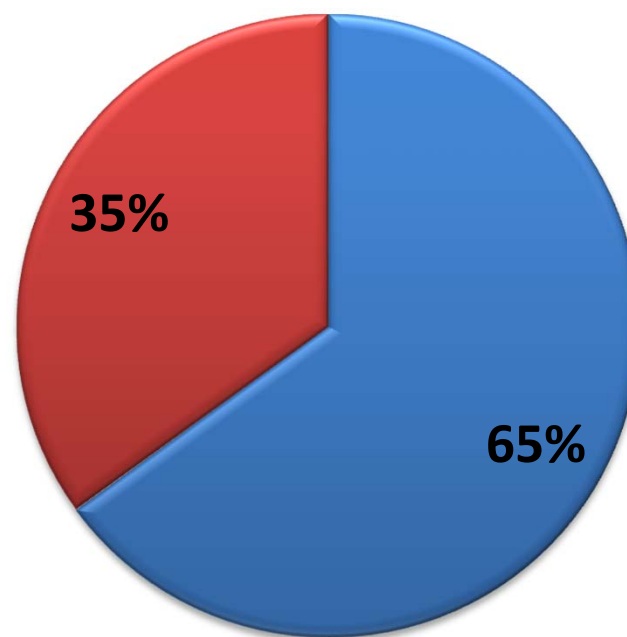
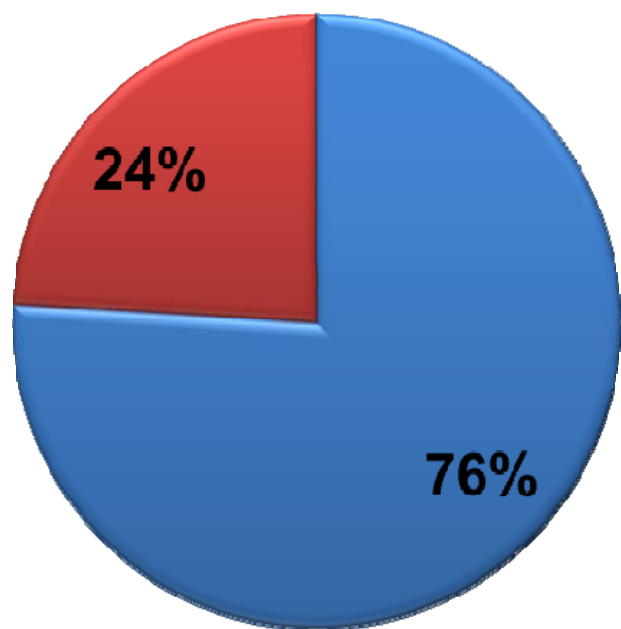
Всеукраїнська
Асоціація
виробників
Автоклавного
Газобетону

Comparison of market share to the width of aerated concrete blocks for external walls in 2014 – 2015

2014

UKRAINE

2015



■ Width 250-300 mm

■ Width 350-500 mm

